

KNOWLEDGE NAVIGATOR



KNOWLEDGE NAVIGATOR IS YOUR GUIDE TO UW DATA AND INFORMATION. IT IS DESIGNED TO GIVE CONTEXT TO ENTERPRISE DATA YOU USE FOR DECISION MAKING.

Use Knowledge Navigator's robust search to quickly find information across **subject areas** (Student/Academic, Human Resources, Financial, Research Administration), **databases** (ODS, FinancialSumMart, EDWPresentation, UWSDBDataStore), **glossaries** (HR/P Modernization Terms, Student Data Terms, Research Administration Terms, IPEDS), **business intelligence tools** (BI Portal Reports, UW Profile Visualizations, Data Cubes) and **diagrams** (UW Workday Conceptual Model, Student Data Navigation Map).

WHY USE IT

Answering questions with data are not always easy, but Knowledge Navigator makes answering questions with data a little easier!

Knowledge Navigator provides you with the business context for data, helping you discover the information you need faster than ever.

Use Knowledge Navigator to:

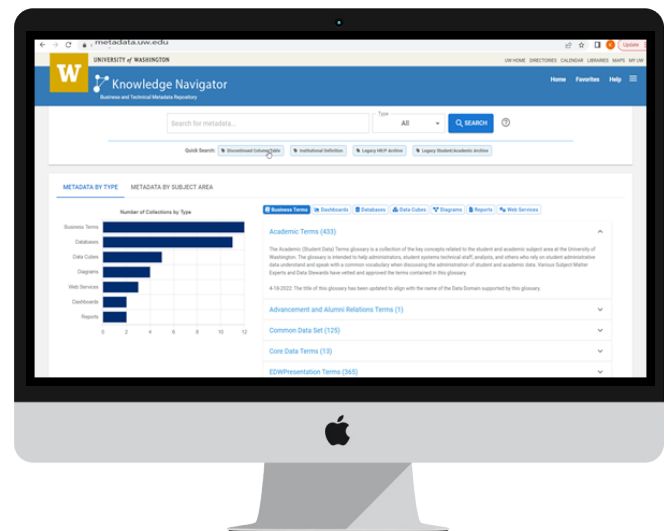
- **DISCOVER** information quickly
- **ACCESS** to self-service information
- **LEARN** both visually and textually
- **VISUALIZE** relationships between key terms, tables, columns, and reports.
- **CONNECT** to business intelligence tools

ENGAGE

> The Knowledge Navigator team wants your questions, requests, additions, edits, etc.

SELF-SERVICE IMPACT ANALYSIS

Quickly understand inbound and outbound dependencies for tables and reports. Before changes are made, understand the "rippling effect" on any given table, or business intelligence report.



WHAT IS IT

Knowledge Navigator displays business terms and data relationships both visually and textually, highlighting linkages between old and new systems.

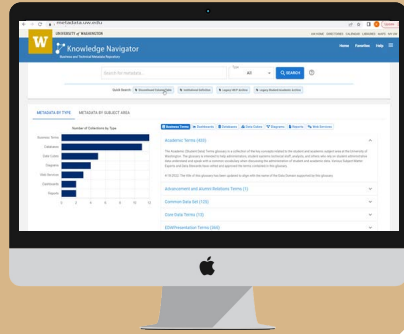
KNOWLEDGE NAVIGATOR *noun*

> Knowledge Navigator is a tool for communicating our complex data ecosystem.

INSTITUTIONAL TERM VETTING GROUP

Definitions are vetted by subject matter experts across campus and approved by data custodians.

1 VISIT

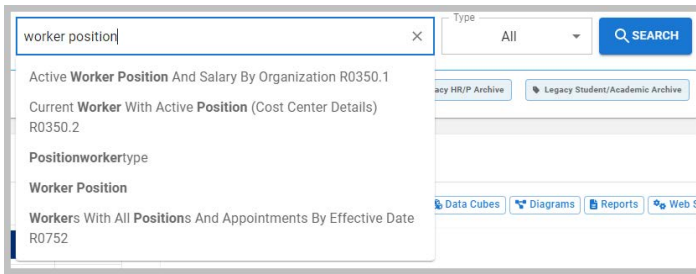


Navigate to:
metadata.uw.edu
Log in using your UW NetID.

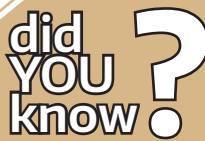
2 SEARCH

Search for a Term
Suggestions matching your search will display in a dropdown. Select "search" and choose from the results to navigate to the term details page.

Term Example: Worker Position



The term details page includes information such as definitions, usage, examples, and business rules.

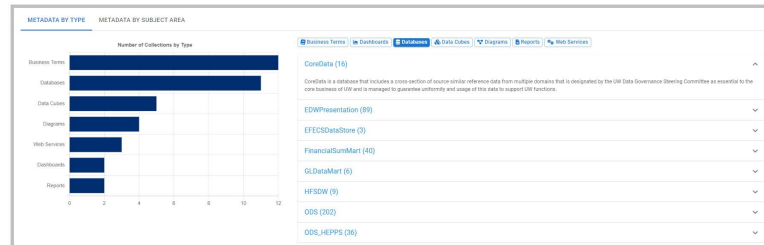


Term Vetting Group
Definitions are vetted by subject matter experts and approved by data custodians.

3 BROWSE

Browse Other Types of Data
From the homepage, expand the "View by Type" to select a collection.

Database Example: Databases -> ODS

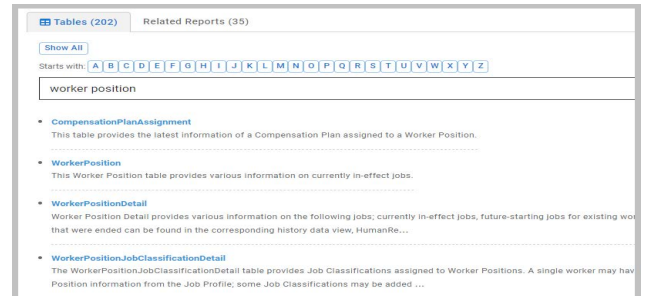


You are directed to a landing page where you will find a description of what that collection includes.

Browse for a Specific Table

Search or filter the table listing to find the table you are interested in. Type "WorkerPosition." Then select the table "WorkerPosition."

Example: Filter "WorkerPosition"



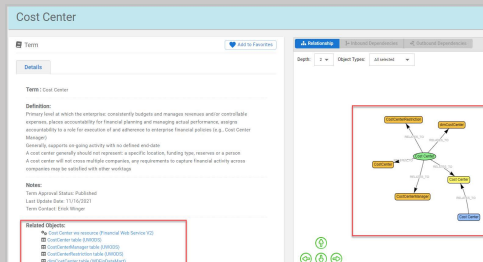
You then are on the table details page. It may include:

- Table Definition
- Related Objects
- Roles with Access
- Columns
- *And more!*

OPTIONAL: Discover Related Objects from the Term Details page

On the **left**, navigate to related objects such as:

- Other Business Terms
- Tables
- Columns
- Reports
- Data Cubes
- Visualizations



On the **right**, visualize the relationships between objects to see "related objects."

Interact with objects and hover for tooltips.